

Specimen Label

RESTRICTED USE PESTICIDE

For retail sale to and use only by Certified Applicators or persons under their direct supervision and only for those uses covered by the Certified Applicator's certification.



Insecticide

*Trademark of Dow AgroSciences LLC

For control of various insects infesting certain field, fruit, nut, and vegetable crops.

Active Ingredient:

chlorpyrifos: O,O-diethyl-O-(3,5,6-trichloro-2-pyridinyl) phosphorothioate

44.9%	
Inert Ingredients	55.1%
Total	100.0%

Contains 4 pounds of chlorpyrifos per gallon.
Contains aromatic petroleum distillates.

EPA Reg. No. 62719-220

Keep Out of Reach of Children

WARNING

AVISO

Si usted no entiende la etiqueta, busque a alguien para que se la explique a usted en detalle. (If you do not understand the label, find someone to explain it to you in detail.)

Precautionary Statements

Hazards to Humans and Domestic Animals

May Be Fatal If Swallowed • Harmful If Absorbed Through The Skin • Causes Moderate Eye And Skin Irritation • Prolonged Or Frequently Repeated Skin Contact May Cause Allergic Reactions In Some Individuals

Avoid breathing vapor or spray mist. Do not get in eyes, on skin, or on clothing.

Personal Protective Equipment (PPE)

Some materials that are chemical-resistant to this product are listed below. If you want more options, follow the instructions for category G on an EPA chemical resistance category selections chart.

Applicators and other handlers must wear:

- Coveralls over short-sleeved shirt and short pants
- Chemical-resistant gloves such as Barrier Laminate or Viton
- Chemical-resistant shoes plus socks
- Protective eyewear
- Chemical-resistant headgear for overhead exposure
- Chemical-resistant apron when cleaning equipment and mixing or loading

Discard clothing and other absorbent materials that have been drenched or heavily contaminated with this product's concentrate. Do not reuse them. Follow manufacturer's instructions for cleaning/maintaining PPE. If no such instructions for washables, use detergent and hot water. Keep and wash PPE separately from other laundry.

User Safety Recommendations

Users should:

- Wash hands before eating, drinking, chewing gum, using tobacco, or using the toilet.
- Remove clothing immediately if pesticide gets inside. Then wash thoroughly and put on clean clothing.
- Remove PPE immediately after handling this product. Wash the outside of gloves before removing. As soon as possible, wash thoroughly and change into clean clothing.

First Aid

If swallowed: Call a physician or Poison Control Center immediately. Do not induce vomiting. Contains aromatic petroleum solvent. Do not give anything by mouth to an unconscious person.

If in eyes: Flush with plenty of water for at least 15 minutes. Get medical attention.

If on skin: Wash with plenty of soap and water. Get medical attention.

If inhaled: Remove to fresh air if symptoms of cholinesterase inhibition appear and get medical attention immediately.

Note to physician: Chlorpyrifos is a cholinesterase inhibitor. Treat symptomatically. If exposed, plasma and red blood cell cholinesterase tests may indicate significance of exposure (baseline data are useful). Atropine, only by injection, is the preferable antidote. Oximes, such as 2-PAM/protopam, may be therapeutic if used early; however, use only in conjunction with atropine. In case of severe acute poisoning, use antidote immediately after establishing an open airway and respiration.

Environmental Hazards

This pesticide is toxic to birds and wildlife, and extremely toxic to fish and aquatic organisms. Do not apply directly to water, to areas where surface water is present, or to intertidal areas below the mean high water mark. Drift and runoff from treated areas may be hazardous to aquatic organisms in adjacent aquatic sites. Cover or incorporate spills. Do not contaminate water when disposing of equipment washwaters. This product is highly toxic to bees exposed to direct treatment or residues on blooming crops or weeds. Do not apply this product or allow it to drift to blooming crops or weeds if bees are visiting the treatment area. Protective information may be obtained from your cooperative agricultural extension service.

Physical or Chemical Hazards

Do not use or store near heat or open flame.

Notice: Read the entire label. Use only according to label directions. **Before buying or using this product, read "Warranty Disclaimer" and "Limitation of Remedies" elsewhere on this label.**

In case of emergency endangering health or the environment involving this product, call 1-800-992-5994. If you wish to obtain additional product information, visit our web site at www.dowagro.com.

Agricultural Chemical: Do not ship or store with food, feeds, drugs or clothing.

Directions for Use

It is a violation of Federal law to use this product in a manner inconsistent with its labeling.

Read all Directions for Use carefully before applying.

This product cannot be reformulated or repackaged into other end-use products.

Do not apply this product in a way that will contact workers or other persons, either directly or through drift. Only protected handlers may be in the area during application. For any requirements specific to your state or tribe, consult the agency responsible for pesticide regulation.

Agricultural Use Requirements

Use this product only in accordance with its labeling and with the Worker Protection Standard, 40 CFR part 170. This Standard contains requirements for the protection of agricultural workers on farms, forests, nurseries, and greenhouses, and handlers of agricultural pesticides. It contains requirements for training, decontamination, notification, and emergency assistance. It also contains specific instructions and exceptions pertaining to the statements on this label about personal protective equipment (PPE) and restricted-entry interval. The requirements in this box only apply to uses of this product that are covered by the Worker Protection Standard.

Do not enter or allow worker entry into treated areas during the restricted entry interval (REI) of 24 hours. Longer restricted entry intervals are required for citrus trees, fruit trees, sweet potatoes, and tree nuts. See specific use directions.

Exception: If the product is soil-injected or soil-incorporated, the Worker Protection Standard, under certain circumstances, allows workers to enter the treated area if there will be no contact with anything that has been treated.

Certified crop advisors or persons entering under their direct supervision under certain circumstances may be exempt from the early reentry requirements pursuant to 40 CFR Part 170.

PPE required for early entry to treated areas that is permitted under the Worker Protection Standard and that involves contact with anything that has been treated, such as plants, soil, or water, is:

- Coveralls over short-sleeved shirt and short pants
- Chemical-resistant gloves such as Barrier Laminate or Viton
- Chemical-resistant shoes plus socks
- Protective eyewear
- Chemical-resistant headgear for overhead exposure

Storage and Disposal

Storage: Store in original container in secured dry storage area. Prevent cross-contamination with other pesticides and fertilizers. Do not store above 100°F for extended periods of time. Storage below 20°F may result in formation of crystals. If product crystallizes, store at 50° to 70°F and agitate to redissolve crystals. If container is damaged or spill occurs, use product immediately or dispose of product and damaged container as indicated below.

Pesticide Disposal: Do not contaminate water, food, or feed by storage or disposal. Open dumping is prohibited. Pesticide wastes are toxic. Improper disposal of excess pesticide, spray mixture, or rinsate is a violation of federal law. If these wastes cannot be disposed of by use according to label instructions, contact your State Pesticide or Environmental Control Agency, or the Hazardous Waste Representative at the nearest EPA Regional Office for guidance.

Container Disposal for Refillable Containers: Replace the dry disconnect cap, if applicable, and seal all openings which have been opened during use. Return the empty container to a collection site designated by Dow AgroSciences. If the container has been damaged and cannot be returned according to the recommended procedures contact the Dow AgroSciences Customer Service Center at 1-800-258-3033 to obtain proper handling instructions.

Container Disposal for Non-Refillable Containers: Triple rinse (or equivalent). Then offer for recycling or reconditioning, or puncture and dispose of in a sanitary landfill, or by other procedures approved by state and local authorities.

or

Triple rinse (or equivalent). Then puncture and dispose in a sanitary landfill, or by incineration, or, if allowed by state and local authorities, by burning. If burned, stay out of smoke.

General Information

Lorsban*-4E insecticide forms an emulsion when diluted with water and is suitable for use in all conventional spray equipment. Consult your State Experiment Station or State Extension Service for proper timing of applications.

Mixing Directions

To prepare the spray, add a portion of the required amount of water to the spray tank and with the spray tank agitator operating add Lorsban-4E. Complete filling the tank with the balance of water needed. Maintain sufficient agitation during both mixing and application to ensure uniformity of the spray mixture.

Lorsban-4E may also be used in tank mixtures with certain herbicides and/or with non-pressure fertilizer solutions as recommended under specific crop use directions. Prepare tank mixtures in the same manner as recommended above for use of Lorsban-4E alone. When tank mixtures of Lorsban-4E and herbicides are involved, add wettable powders first, flowables second, and emulsifiable concentrates last. Where a fertilizer solution is involved, it is strongly recommended that a fertilizer pesticide compatibility agent such as Unite or Complex be used. Maintain constant agitation during both mixing and application to ensure uniformity of the spray mixture. Do not allow spray mixtures to stand overnight.

Note: Test compatibility of the intended tank mixture before adding Lorsban-4E to the spray or mix tank. Add proportionate amounts of each ingredient to a pint or quart jar, cap, shake, and let set 15 minutes. Formation of precipitates that do not readily redisperse indicates an incompatible mixture that should not be used.

Sprinkler Irrigation

Lorsban-4E may be applied by sprinkler irrigation for the following crop uses: alfalfa, citrus, almond and walnut orchard floors, field corn, mint, sweet corn, cotton, cranberries, sorghum, soybeans and sugar beets.

See the use sections for the individual crops for further application information. Do not apply this product to the above listed crops through any other type of irrigation system. Do not apply this product by chemigation to any other crop except as specified on Dow AgroSciences supplemental labeling.

Special Use Directions

The following use directions are to be followed when Lorsban-4E is applied through sprinkler irrigation systems. Thoroughly clean the injection system and tank of any fertilizer or chemical residues, and dispose of the residues according to state and federal laws. Flush the injector with soap and water. Determine the amount of insecticide needed to cover the desired acreage. Pump the required Lorsban-4E into a steel tank, start mechanical or hydraulic agitation, and add in order the non-emulsifiable oil and/or water. Continually agitate the mixture containing Lorsban-4E. Set the sprinkler system to deliver the desired inches of water per acre. Start the water pump and sprinkler, and let the system achieve the desired pressure and speed before starting the injector. Start the injector and calibrate the injector system according to number 14 in the following "Special Use Precautions". The mixture containing Lorsban-4E must be injected continuously and uniformly into the irrigation water line as the sprinkler is moving. This procedure is necessary to deliver the desired rate per acre in a uniform manner. When the application is finished, allow the entire irrigation and injector system to be thoroughly flushed clean before stopping the system.

Special Use Precautions

The following use precautions will result in a safe and successful application of mixtures containing Lorsban-4E.

1. Apply this product only through sprinkler irrigation systems including center pivot, lateral move, end tow, side (wheel) roll, traveler, big gun, solid set, micro sprinkler, or hand move. Do not apply this product through any other type of irrigation system.
2. Crop injury, lack of effectiveness, or illegal pesticide residues in the crop can result from nonuniform distribution of treated water.
3. If you have questions about calibration, you should contact state extension service specialists, equipment manufacturers, or other experts.
4. Do not connect an irrigation system (including greenhouse systems) used for pesticide application to a public water system.
5. A person knowledgeable of the chemigation system and responsible for its operation, or under the supervision of the responsible person, shall shut the system down and make necessary adjustments should the need arise.
6. The system must contain a functional check valve, vacuum relief valve, and low-pressure drain appropriately located on the irrigation pipeline to prevent water source contamination from back flow. Refer to the American Society of Agricultural Engineer's Engineering Practice 409 for more information.
7. The pesticide injection pipeline must contain a functional, automatic, quick-closing check valve to prevent the flow of fluid back toward the injection pump.
8. The pesticide injection pipeline must also contain a functional, normally closed, solenoid-operated valve located on the intake side of the injection pump and connected to the system interlock to prevent fluid from being withdrawn from the supply tank when the irrigation system is either automatically or manually shut down.
9. The system must contain functional interlocking controls to automatically shut off the pesticide injection pump when the water pump motor stops.
10. The irrigation line or water pump must include a functional pressure switch which will stop the water pump motor when the water pressure decreases to the point where pesticide distribution is adversely affected.
11. Systems must use a metering pump, such as a positive displacement injection pump (e.g., diaphragm pump) effectively designed and constructed of materials that are compatible with pesticides and capable of being fitted with a system interlock. The metering pump must provide a greater pressure than that of the irrigation system at the point of injection. The pump must meet Section 675 for "Electrically Driven or Controlled Irrigation Machines" NEC 70 and must contain Viton or Teflon seals.
12. To insure uniform mixing of the insecticide into the water line, inject the mixture through a nozzle placed in the fertilizer injection port or just ahead of an elbow or tee in the irrigation line so that the turbulence created at those points will assist in mixing. It is suggested that the injection point be higher than the insecticide tank to prevent siphoning.
13. The steel tank holding the insecticide mixture should be large enough to allow the system to complete a revolution with 1 filling. It should be free of rust, fertilizer, sediment, and foreign material, and equipped with an in-line strainer situated between the tank and the injector pump.
14. In order to calibrate the irrigation system and injector to apply the mixture containing Lorsban-4E, determine the following: 1) Calculate the number of acres irrigated by the system; 2) Set the irrigation rate and determine the number of minutes for the system to cover the intended treatment area; 3) Calculate the total gallons of insecticide mixture needed to cover the desired acreage. Divide the total gallons of insecticide mixture needed by the number of minutes to cover the treatment area. This value equals the gallons per minute output that the injector must deliver. Convert the gallons per minute to milliliters or ounces per minute. Calibrate the injector pump with the system in operation at the desired irrigation rate. It is suggested that the injector pump be calibrated at least twice before operation, and the system should be monitored during operation.
15. Do not apply when wind speed favors drift beyond the area intended for treatment. End guns must be turned off during the application, if they irrigate nontarget areas.
16. Do not allow irrigation water to collect or runoff and pose a hazard to livestock, wells, or adjoining crops.
17. Allow foliage to dry before reentering the field.
18. Do not apply through sprinkler systems which deliver a low coefficient of uniformity such as certain water drive units.

Approved Crops

Alfalfa

Pre-Plant Application

Apply Lorsban-4E at a rate of 1 quart per acre as a broadcast incorporated spray prior to planting for suppression of cutworms, wireworms and grubs in alfalfa during the establishment phase. Apply in a total spray volume of 20 to 40 gallons of water per acre.

Foliar Application

Use Lorsban-4E to control the following pests at the dosages indicated by application as a broadcast, foliar spray:

Pests	Lorsban-4E
corn rootworm adults (spotted cucumber beetle) grasshoppers leafhoppers	1/2 - 1 pt/acre
alfalfa blotch leaf miner alfalfa caterpillar alfalfa weevil larvae and adults armyworms blue alfalfa aphid cutworms Egyptian alfalfa weevil larvae and adults pea aphid plant bugs spittlebugs spotted alfalfa aphid (suppression) (not for use in California)	1 - 2 pt/acre

Note: Use higher rates to control spotted alfalfa aphid in Nevada. Stubble spray may be applied to control leafhopper in the Northeast.

Mix the required dosage with enough water to ensure thorough coverage of crop foliage and apply using aerial (fixed-wing or helicopter) or power-operated ground spray equipment. For aerial application use 2 to 5 gallons of water per acre. For best coverage when using ground application, a minimum of 20 gallons of water per acre with hollow cone nozzles is recommended. Control may be reduced at low spray volumes under high temperature and wind conditions. Treat when field counts or crop injury indicates that damaging pest populations are developing or present; however, do not apply more than once per crop cutting. Some reduction in insect control may be evident under excessively cool conditions. For Egyptian alfalfa weevil control in California, apply the specified dosage in a minimum of 5 gallons of water per acre when larvae are actively feeding and populations reach 15 to 20 larvae per 180° sweep with a 15-inch diameter net.

Lorsban-4E may also be applied through **sprinkler irrigation systems** as a postemergence broadcast application to control the above listed foliar pests. For best results, use the recommended rate of Lorsban-4E per acre. Maintain vigorous tank agitation to assure uniformity of the application throughout the injection period. See Sprinkler Irrigation instructions in the General Information section of this label.

Lorsban-4E should not be tank mixed with pesticides, surfactants, or fertilizer formulations unless prior use has shown the combination noninjurious under your current conditions of use. Some phytotoxic symptoms may be observed on young, tender, rapidly growing alfalfa when treated with Lorsban-4E. Alfalfa will outgrow the symptoms and no yield loss should be expected.

This product is highly toxic to bees exposed to direct treatment on alfalfa. Do not apply if nearby bees are clustered outside of hives and bees are foraging. Protective information may be obtained from your Agricultural Extension Service.

Restrictions: Do not cut or graze treated alfalfa within 7 days after application of 1/2 pint of Lorsban-4E per acre, within 14 days after application of 1 pint per acre, or within 21 days after application of rates above 1 pint per acre. Do not make more than 4 applications per year or apply more than once per crop cutting.

Asparagus

Use Lorsban-4E to control cutworms, asparagus aphids, and asparagus beetles by application at the rate of 2 pints per acre. Mix the specified dosage in sufficient water to ensure thorough coverage of treated plants and apply as a broadcast, foliar spray. For cutworms, it is preferable to apply Lorsban-4E when the soil is moist and worms are active on or near the soil surface. Applications may be made during the fern stage for control of asparagus beetles and asparagus aphids when field counts or crop injury indicates that damaging pest populations are developing or present.

Restrictions

Do not make more than 1 preharvest application per season or apply within 1 day of harvest. Do not make more than 2 postharvest applications during the fern stage. Based on available residue data, the use of Lorsban-4E on asparagus is limited to the Midwest and Pacific Northwest.

Cherries

Worker Restricted Entry Interval: Do not enter or allow worker entry into treated areas during the restricted entry interval (REI) of 4 days unless PPE required for early entry is worn.

Use Lorsban-4E for the control of lesser peach tree borer, greater peach tree borer, and American plum borer by application as a trunk spray. Mix 1 1/2 to 3 quarts of Lorsban-4E with 100 gallons of water and apply as a coarse, low-pressure spray to give uniform coverage of tree trunks and lower limbs. Make a second application 2 weeks after the first one and a third application after harvest. Avoid contact with foliage in sweet cherries as premature leaf drop may result. Consult your State Agricultural Experiment Station or Extension Service Specialist for proper time to treat in your area.

In addition, 1 of the 3 allowable applications per year may be applied as a dormant spray for control of San Jose scale, peach twig borer, and climbing cutworms. For control of these pests, tank mix 1/2 to 1 pint of Lorsban-4E with 1 to 2 gallons of a petroleum oil recommended for dormant use in 100 gallons of water and spray the entire tree by application to runoff using ground spray equipment. For low volume (concentrate) sprays (40 to 100 gallons of spray mixture per acre) use the same amounts of Lorsban-4E and spray oil per acre required for application as a dilute spray and apply in a manner that will ensure thorough coverage of the trees. Use the higher dosage of Lorsban-4E for severe infestations. Use oil as recommended by your State Agricultural Experiment Station or Extension Service Specialist.

Restrictions

Make only 3 applications per year. Do not apply within 6 days before harvest. Do not allow meat or dairy animals to graze in treated orchards.

Christmas Trees (Nurseries and Plantations)

Use Lorsban-4E at the rate indicated to control the following insects on the tree varieties listed.

Do not allow livestock to graze in treated areas.

Tree Variety	Insects Controlled	Dosage Lorsban-4E	Remarks
balsam fir blue spruce concolor fir Douglas fir eastern white pine Fraser fir grand fir noble fir Scotch pine white spruce	ants aphids adelgids (cooley) (eastern spruce gall) European pine sawfly European pine shoot moth grasshoppers gypsy moth mites ¹ (European red spider) (two spotted spider) [except in WA & OR] pales weevil (adult) pine needle midge Douglas fir needle midge pine spittlebug plant bugs spittlebugs spruce budworm spruce needleminer scale ² (pine needle) (pine tortoise) (spruce bud) (black pine) (striped pine)	1 qt/acre	Do not treat plants under extreme heat and drought stress. Apply to foliage in sufficient water to ensure adequate coverage. ¹ For effective control of adult spider mites if large numbers of eggs are present, apply a second spray 7 to 10 days after initial treatment to control newly hatched nymphs. ² For scale control apply when scale crawlers are active.
	pales weevil	3 qt/100 gal	Apply as a cut stump drench.

Citrus Fruits

Worker Restricted Entry Interval: Do not enter or allow worker entry into treated areas during the restricted entry interval (REI) of 5 days unless PPE required for early entry is worn.

Use Lorsban-4E at the rates indicated according to the designated geographic area to control the following pests. Use the lower rates for light infestations and increase the dosage for heavier infestations.

A petroleum spray oil recommended for use on citrus trees may be added to dilute spray mixtures only at a rate of up to 1.8 gallons per 100 gallons of water to improve control of aphids, Mealybugs, scale insects, and thrips. Treat when insects become a problem or in accordance with the local spray schedule recommended by your State Extension Service Specialist.

Lorsban-4E may be applied in tank mixtures with ethion, dicofol, Agri-Mek, or Vendex. See "Mixing Directions" on page 2 for further instructions. Read and carefully follow all applicable directions, restrictions, and precautions on labeling for the other products used in combination with Lorsban-4E.

Precautions

Observe local use directions for tank mix combinations especially in regard to applications of Lorsban-4E plus spray oil. Consult with a county farm advisor, county agency, extension service personnel, agricultural commissioner, pest control advisor, or local Dow AgroSciences representative for such information regarding a given locality.

Do not apply when trees are stressed by drought or high temperatures.

Lorsban-4E should not be tank mixed with Difolatan 80 Sprills as crop injury may occur.

Lorsban-4E is highly toxic to bees exposed to direct treatment and should not be applied when bees are actively visiting the area. During the bloom period in California, apply from 1 hour after sunset until 2 hours before sunrise.

Restrictions

Do not apply more than 2 applications or more than 7.5 pounds of active ingredient (equivalent to 15 pints of Lorsban-4E) per acre per year. Do not make second foliar application within 30 days of the first application. Do not treat within 21 days of harvest for applications of up to 7 pints of Lorsban-4E per acre nor within 35 days for application of rates above 7 pints per acre. Do not allow livestock to graze in treated areas.

Crop	Geographic Location	Pest	Dosage of Lorsban-4E (pt/acre)	Spray Volume (gal/acre)	Remarks
grapefruit lemons oranges and other citrus fruit	California Arizona	aphids	2 - 7	ground: 100 - 750	Do not use a spray concentration of Lorsban-4E of less than 1/2 pt/100 gal of total volume.
		katydid			
		Lepidopterous larvae avocado leafroller cutworms fruit tree leafroller orange tortrix western tussock moth	8 - 12	100 - 2400	
scale insects black scale brown soft scale California red scale	6 - 12	100 - 750			
thrips (suppression) mealybugs	<p>Additional Precautions for California and Arizona: Lorsban-4E should not be used in combination with spray oil when temperatures are expected to exceed 95°F the day of application or for several consecutive days thereafter.</p> <p>Do not apply during the months of December, January, or February.</p>				
grapefruit lemons oranges and other citrus fruit	Florida	aphids	2 - 7	ground: 100 - 1400	Do not use a spray concentration of Lorsban-4E of less than 1/2 pt/100 gal of water per acre.
		brown citrus aphid grasshoppers ^a orange dogs mealybugs scale insects snow scale Florida red scale purple scale long scale chaff scale black scale brown soft scale			
		citrus rust mites	4 - 7	100 - 700	Do not use a spray concentration of Lorsban-4E of less than 1 pt/100 gal of water per acre.
^a Lubber grasshoppers must be controlled when they are small (less than 1 inch in length) by direct contact with spray.					

Crop	Geographic Location	Pest	Dosage of Lorsban-4E (pt/acre)	Spray Volume (gal/acre)	Remarks
grapefruit lemons oranges and other citrus fruit	Texas	aphids brown citrus aphid cutworms katydids mealybugs scale insects brown soft scale California red scale chaff scale	4 - 7	200 - 700	Do not use less than 1/2 pt of Lorsban-4E per 100 gallons of water in dilute applications.
		citrus rust mites (suppression)	4 - 7	200 - 700	
small transplanted grapefruit, orange, and other citrus trees	Texas	aphids brown citrus aphid cutworms katydids mealybugs scale insects brown soft scale California red scale chaff scale	Max. of 7		Apply Lorsban-4E at a rate of 1 fl oz/1 gal of water with a backpack sprayer. Apply to runoff.

Citrus Orchard Floors

Worker Restricted Entry Interval: Do not enter or allow worker entry into treated areas during the restricted entry interval (REI) of 5 days unless PPE required for early entry is worn.

Imported Fire Ants and other Ant Species

Use Lorsban-4E to control red imported fire ants and other ant species by applying the specified dose in 25 or more gallons of water with ground application equipment that will uniformly apply the spray to the orchard floor. To control foraging ants and suppress mounds, apply Lorsban-4E to the orchard floor at the rate of 3/4 to 1 quart per acre. Re-treat as needed. For best insect control, uniform coverage of the orchard floor is necessary. Do not apply where weed growth or other obstructions would impede uniform coverage of the orchard floor. Do not apply in tank mixtures with Evik herbicide. Foliar applications of Lorsban-4E may be made in addition to the orchard floor treatments.

Lorsban-4E may also be applied to citrus orchard floors through sprinkler irrigation systems only if the system uniformly covers the soil surface at the base of the tree. For best results, use the recommended amount of Lorsban-4E per acre. See Sprinkler Irrigation instructions in the General Information section of this label.

Application With Dry Bulk Fertilizer: For impregnating Lorsban-4E on dry fertilizers, use a closed rotary drum mixer equipped with suitable spraying equipment. The spray nozzle should be positioned inside the mixer to provide uniform spray coverage of the tumbling fertilizer. Apply Lorsban-4E at the rate of 1 1/2 to 2 pints per acre to control ants in citrus orchard floors. The maximum concentration of Lorsban-4E to be added is 2 pints per 200 pounds of fertilizer. At the higher concentration of Lorsban-4E, the fertilizer may not readily absorb all of the liquid. For a suitable free-flowing mixture, an absorptive powder such as Micro-Cel E should be added separately and uniformly to the fertilizer blend following addition of Lorsban-4E. Bulk fertilizers impregnated with Lorsban-4E should be applied immediately, **not stored**. All bulk containers should be tightly covered while the products are being transported and applied to reduce the chance of loss of Lorsban-4E via volatilization. Foliar applications of Lorsban-4E may be made in addition to the orchard floor treatments.

Compliance with any and all federal and state laws and regulations relating to the Lorsban-4E and fertilizer mixture is the responsibility of the person offering such mixture for sale or distribution.

Restrictions

Do not apply more than 10 quarts of Lorsban-4E per acre per season. Do not apply last treatment within 28 days before harvest for seasonal rates of more than 3 quarts per acre of Lorsban-4E or 14 days before harvest for seasonal rates of 3 quarts per acre or less of Lorsban-4E. Do not allow livestock to graze in treated areas. In Florida, do not apply more than 3 quarts per season.

Cranberries

Use Lorsban-4E by application as a broadcast, foliar spray to control brown spanworm, cranberry fruitworm, cranberry weevil, cutworms, fireworms, and Sparganothis fruitworms at the rate of 3 pints per acre. Mix the specified dosage in enough water to ensure thorough coverage and apply no less than 5 gallons of spray per acre when using aerial equipment or no less than 15 gallons of spray per acre when using ground equipment. For weevil control, apply once at flower bud development (late May, early June) and, if weevils are present, once after 100% bloom (early to mid July). For other insects, treat when field counts indicate damaging insect populations are developing or present. Apply only after the winter flood has been removed. To avoid pesticide contamination of flood waters, make no applications while bogs are flooded.

Lorsban-4E may also be applied through sprinkler irrigation systems to control the above listed pests. For best results, use the recommended rate of Lorsban-4E per acre. Maintain vigorous tank agitation to assure uniformity of the application throughout the injection period. See Sprinkler Irrigation instructions in the General Information section of this label.

Restrictions

Do not make more than 2 applications per year or apply within 60 days before harvest.

Field Corn and Sweet Corn (Including Corn Grown for Seed)

For use to control cutworms, armyworms, corn earworm, corn rootworm adults, chinch bugs, grasshoppers, wireworms, flea beetle larvae and adults, aphids, billbugs, grubs, western bean cutworm, corn borers, symphylans, common stalk borer, and lesser cornstalk borer.

Preplant Incorporation Treatment

Use Lorsban-4E at the following rates by application in sufficient water to the soil surface and incorporate into the soil:

Pests	Lorsban-4E
cutworms symphylans	2 - 4 pt/acre
wireworms billbugs flea beetle larvae grubs seed corn maggots seed corn beetle	4 pt/acre
lesser cornstalk borer corn rootworm larvae	6 pt/acre

Use recommended rate in not less than 10 gallons of water per acre and apply as a broadcast spray to the soil surface using suitable power-operated ground spray equipment. On the same day of treatment, incorporate the insecticide into the top 2 to 4 inches of soil using a disc, field cultivator, or equivalent equipment.

Lorsban-4E may also be applied in tank mixtures with non-pressure fertilizer solutions and/or with Bladex, Eradicane, Sutan, Lasso, Dual®, and atrazine herbicides. See "Mixing Directions" on page 2 for further information. Read and carefully follow all applicable directions, restrictions, and precautions on labeling for the other products used in combination with Lorsban-4E.

Preplant, At-Plant, or Preemergence Treatment in Conservation Tillage

Use Lorsban-4E at the following rates by application in sufficient water to surface trash and exposed soil:

Pests	Lorsban-4E
cutworms armyworms	1 - 2 pt/acre

Use recommended rate in not less than 20 gallons of water per acre and apply as a broadcast spray using suitable power-operated ground spray equipment. Use higher rates for residual control.

Lorsban-4E may also be applied in tank mixtures with non-pressure fertilizer solutions and/or with paraquat and Roundup herbicide. See "Mixing Directions" on page 2 for further information. Read and carefully follow all applicable directions, restrictions, and precautions on labeling for the other products used in combination with Lorsban-4E.

T-Band At Plant Treatment

Lorsban-4E insecticide may be applied as a liquid T-Band in fields with no more than 30 percent cover of crop residue remaining on the soil surface. Apply Lorsban-4E as a liquid T-Band over an open seed furrow and incorporate into the top one inch of soil using tines, chains or other suitable equipment. Position a flat fan nozzle behind the planter shoe, in front of the press wheel adjusted to provide a 5 to 6 inch band width centered over the row. Apply Lorsban-4E at a rate of 2.4 fluid ounces per 1000 linear feet of row (2 pints per acre with 40 inch row spacing) in a minimum spray volume of 5 gallons per acre. The table below provides equivalent application rates for various row spacings. Applications made using a band width less than 5-6 inches may result in phytotoxicity under certain environmental conditions (e.g., cool temperatures, wet conditions, light soils).

Pests	Amount of Lorsban-4E Required	
	Row Spacing (inches)	Pints per acre
corn rootworm larvae	30	2.6
cutworms	36	2.2
grubs	38	2.1
seed corn beetle seed corn maggot	40	2.0

Cultivation Time Treatment

Use Lorsban-4E at the rate of 2 pints per acre to control corn rootworm larvae. Apply Lorsban-4E as a water emulsion on both sides of the row at the base of the plants just ahead of the cultivator shovels. Cover the insecticide with soil around the brace roots. The best time to apply a basal treatment of a soil insecticide with cultivation is near the beginning of egg hatch. A cultivation application of Lorsban-4E may be made in addition to an at planting application of Lorsban 15G insecticide.

Postemergence Treatment

Use Lorsban-4E at the following rate by application in sufficient water to ensure thorough coverage of treated plants:

Pests	Lorsban-4E	
grasshoppers	1/2 - 1 pt/acre	
armyworms	1 - 2 pt/acre	
chinch bugs		
aphids		
corn rootworm adults		
cutworms		
webworms		
western bean cutworm		
European corn borer (see note)		
southwestern corn borer		1 1/2 - 2 pt/acre
corn earworm		
billbugs	2 - 3 pt/acre	
lesser cornstalk borer		
flea beetle adults		
common stalk borer		

Note: The recommended dosage will control silk clipping by corn rootworm adults. For European corn borer control, use 1 1/2 to 2 pints per acre when application is made with power-operated ground and aerial equipment and 1 to 2 pints per acre when application is made through a sprinkler irrigation system. See text below for generation specific treatment information.

Treat when field counts indicate that pests are or may become a problem. For best billbug, chinch bug, and flea beetle control, apply with sufficient water to ensure a minimum spray volume of 20 to 40 gallons per acre and 40 psi using **ground spray equipment**. On corn less than 6 inches tall, apply the insecticide spray in a 9- to 12-inch wide band over the row. On corn greater than 6 inches tall, apply the insecticide spray using drop nozzles directed to the base of the plant. Do not reduce the dosage for banded or directed applications. Concentrate the full labeled dosage rate in the treated zone. When chinch bugs continue to immigrate to corn over a prolonged period or under extreme pressure, a second application of Lorsban-4E may be needed.

For cutworm, webworm, western bean cutworm, armyworm, aphid, European and southwestern corn borer, grasshopper, lesser cornstalk borer, corn rootworm adult, corn earworm, and common stalk borer control, apply as a broadcast spray using either aerial (fixed-wing or helicopter) or power-operated ground spray equipment. For aerial application use 2 to 5 gallons of spray per acre. Control may be reduced at low spray volumes under high temperature and wind conditions. For cutworms, it is preferable to apply Lorsban-4E when soil is moist and worms are active on or near the soil surface. If ground is dry, cloddy, or crusty at time of treatment, worms may be protected from the spray and effectiveness will be reduced. If such conditions exist, shallow incorporation using a rotary hoe or other suitable equipment immediately before or soon after treatment may improve control. Apply as needed to maintain control. Use higher rates for larger worms or when heavy cutworm infestations are expected or present. Fields should be monitored for cutworm presence or damage. A second application may be required if damage or density levels exceed economic thresholds established for your area. Consult your Agricultural Experiment Station or Extension Service Specialist for additional information concerning control practices in your area. For webworm control, shallow incorporation

using a rotary hoe or other suitable equipment immediately before or soon after treatment is necessary. For first-generation European corn borer control, treat when 25% to 50% of the corn plants show pinhole feeding or leaf-feeding scars. For maximum control potential, ground applications of Lorsban-4E should be directed into the corn leaf whorls. Scout fields within 5 days after application to determine if a second application is needed. University research indicates that achieving greater than 50% control of first-generation European borer with a single liquid insecticide treatment is highly dependent on timing, insecticide placement, and weather conditions. Treatment for control of second-generation European corn borer should be applied when field counts of egg masses indicate an infestation is present or about to develop. For southwestern corn borer control, treat when field counts of egg masses indicate pests are or may become a problem. A second application may be applied 10 to 14 days later, if needed due to reinfestation. For common stalk borer control, treat approximately 11 days after application of Roundup herbicide or after complete burndown with paraquat herbicide (3 to 5 days). Do not use Lorsban-4E in combination with the burndown herbicide for control of common stalk borer.

Lorsban-4E may also be applied through **sprinkler irrigation systems** as a postemergence broadcast application to control the above listed foliar insects. For best results, use the recommended rate of Lorsban-4E in a tank mix with 2 pints per acre of non-emulsifiable oil. Maintain vigorous tank agitation to assure uniformity of the Lorsban-4E plus oil mixture throughout the injection period. Lorsban-4E may also be applied through sprinkler irrigation systems at the rate of 2 to 3 pints per acre to control corn rootworm larvae. Time application to coincide with the appearance of the second instar larvae. Maintain vigorous tank agitation to assure uniformity of the application throughout the injection period. Apply with enough water to wet the root zone to the depth control is needed. Under saturated soil conditions, allow enough soil drying to occur so that an application using a minimum water rate will not produce runoff. Consult university extension personnel or other experienced consultants to determine the need to treat and to aid in application timing. See Sprinkler Irrigation instructions in the General Information section of this label.

Restrictions

Do not apply within 35 days before harvest of grain. Do not apply more than a total of 15 pints of Lorsban-4E per acre per season. Do not allow livestock to graze in treated areas nor harvest treated corn silage as feed for meat or dairy animals within 14 days after last treatment. Do not feed treated corn fodder to meat or dairy animals within 35 days after last treatment.

Sweet Corn Grown Only in Florida and Georgia

Use Lorsban-4E to control infestations of beet armyworm, fall armyworm, and corn earworm by application as a broadcast, foliar spray at the rate of 1 to 2 pints per acre. Mix the specified dosage in enough water to ensure thorough coverage and apply using suitable aerial or ground spray equipment. For aerial application, use at least 2 gallons of spray per acre. Treat when field counts indicate damaging pest populations are developing or present. Re-treat as necessary to maintain control but do not apply more than 22 one-pint or 11 two-pint treatments per season.

Lorsban-4E may also be applied through **sprinkler irrigation systems** as a postemergence broadcast application to control the above listed foliar insects. For best results, use the recommended rate of Lorsban-4E in a tank mix with 2 pints per acre of non-emulsifiable oil. Maintain vigorous tank agitation to assure uniformity of the Lorsban-4E plus oil mixture throughout the injection period. See Sprinkler Irrigation instructions in the General Information section of this label.

Restrictions

Do not apply more than 22 pints of Lorsban-4E per acre per season. Do not harvest corn ears, allow livestock to graze in treated areas, or feed treated silage, fodder, or grain to meat or dairy animals within 21 days after treatment. Do not use in conjunction with postplant broadcast, foliar applications of Lorsban 15G.

Cotton

Use Lorsban-4E for control of the following pests in all states except Arizona and California at the dosages indicated:

Pests	Lorsban-4E
cotton fleahopper plant bugs (<i>Lygus</i> , <i>Mirids</i>)	3/8 - 1 pt/acre
fall armyworm grasshoppers thrips yellowstriped armyworm	1/2 - 1 pt/acre
cotton aphid	1/2 - 2 pt/acre
spider mites	1 pt/acre
beet armyworm cotton bollworm tobacco budworm cutworms pink bollworm salt marsh caterpillar	1 1/2 - 2 pt/acre

Note: The recommended dosage rate of 3/8 pint per acre will not achieve the high degree of control of the higher label rate, but will minimize the damage done by plant bugs and cotton fleahopper and allow the beneficial insects to survive, build up, and be available to aid in the control of bollworms infesting cotton. Use a higher dosage within the indicated rate range.

Use Lorsban-4E for control of the following pests in Arizona and California at the dosages indicated:

Pests	Lorsban-4E
armyworms cotton aphid cotton fleahopper <i>Lygus</i> salt marsh caterpillar silverleaf whitefly ¹ thrips	1 - 2 pt/acre
cotton bollworm cotton leaf perforator (suppression) tobacco budworm boll weevil cutworms pink bollworm spider mites (suppression)	2 pt/acre

¹ For control of silverleaf whitefly, apply in tank mix combination with the recommended rate of a pyrethroid insecticide labeled for control or suppression of whitefly. Re-treat as necessary to maintain control.

Mix the required dosage with sufficient water to ensure thorough coverage of plants and apply using aerial or power-operated ground spray equipment. For aerial application, use at least 1 gallon of spray per acre. Treat when field counts indicate damaging insect populations are developing or present. Re-treat as necessary to maintain control.







Lorsban-4E may also be applied through **sprinkler irrigation systems** as a postemergence broadcast application to control the above listed foliar pests. For best results, use the recommended rate of Lorsban-4E per acre. Maintain vigorous tank agitation to assure uniformity of the application throughout the injection period. See Sprinkler Irrigation instructions in the General Information section of this label.

For effective control of spider mites when large numbers of eggs are present, apply a second spray 3 to 5 days after initial treatment to control newly hatched nymphs.

For best results on bollworms and budworms, it is suggested that fields be scouted twice per week and treatments made when worms are 1/4 inch or less in length. The following table illustrates the size of worms in relation to age and stage of development (instar) as a guide to timing of treatments for best control.

From the table it can be seen that a scouting schedule of only once per week will not be satisfactory since the worms may be too big to control effectively by the seventh or eighth day.

Timing for the Best Worm Control

	Age (Days)	Average Size	Instar
Get the worms at this stage	Hatch	1/16"	Hatch
	3	3/32"	I
	5	9/32"	II
	6	7/16"	III
	8	11/16"	IV
1/16"			
3/32"			
9/32"			
7/16"			
11/16"			

Proper application techniques help to ensure thorough spray coverage and correct dosage and are thus important in obtaining good control of pests. Consider these suggestions when applying Lorsban-4E on cotton.

Aerial Application

Shorten boom length to avoid spray entering the vortices at the wing tips. Swath width should be reduced when wind direction is the same as direction of spraying.

The proper nozzle arrangement and swath width to avoid skips and vortices effect can be checked out by flying over a paper tape (adding machine paper) using water with or without soluble dye. (The dye gives a permanent record.)

Flying at a height of 5 to 15 feet above the target results in the best coverage.

Nozzle orientation of the boom is important. More break-up occurs when nozzles are pointed straight down versus the straight back position. Desired droplet size (100 to 200 microns) can be obtained by angling the nozzles somewhere in this range.

Marking of swath by flagging or permanent markers is essential.

Ground Application

Orient the boom and nozzles so that uniform coverage is obtained. The swath width should not be wider than the boom; drift spray is wasted spray so do not depend on it. Use flat fan or disc-core hollow cone nozzles with maximum spacing of 20 inches and a spray pressure of 40 to 60 psi with a droplet size of 100 to 200 microns.

Restrictions

Do not apply within 14 days before harvest or make more than 6 applications per season. Do not allow livestock to graze in treated areas. Do not feed gin trash or treated forage to livestock.

Figs

Worker Restricted Entry Interval: Do not enter or allow worker entry into treated areas during the restricted entry interval (REI) of 4 days unless PPE required for early entry is worn.

Use Lorsban-4E at the rate of 2 quarts per acre for control of dried fruit beetle by application in sufficient water to the soil surface followed by incorporation into the top 3 inches of soil. Apply to fig orchard soil as a dormant application in late winter prior to beetle emergence and prior to leaf formation.

Restrictions

Make only 1 application per year. Do not apply within 7 months of harvest. Based on available residue data, use of Lorsban-4E on figs is restricted to California.

Grapes

Use Lorsban-4E for control of grape root borer by application just before the pest emerges from the soil. Mix 4 1/2 pints of Lorsban-4E with 100 gallons of water and apply 2 quarts of the diluted spray mixture to the soil surface on a 15-square foot area around the base of each vine. Do not allow spray to contact fruit or foliage.

Restrictions

Do not make more than 1 application per season or apply within 35 days before harvest. Based upon available residue data, the use of Lorsban-4E in grapes is restricted to states east of the Rocky Mountains.

Mint

Use Lorsban-4E by application as a broadcast, foliar spray to control cutworms at the rate of 2 to 4 pints per acre and mint root borer at the rate of 4 pints per acre. Mix the specified dosage in water to give no less than 10 gallons of spray per acre and apply using ground spray equipment. For cutworm control, treat during May and June when field counts indicate damaging insect populations are developing or present. When larvae are less than 3/4 inch in length, use the 2-pint rate. When larvae are 3/4 inch or more in length, use the higher rate. **Make only 1 application during the growing season. Do not apply within 90 days before harvest.** For mint root borer control, apply postharvest when field counts indicate damaging insect populations are developing or present. Follow treatment with approximately 1 acre inch of sprinkler irrigation immediately after application to incorporate the insecticide into the soil. **Make only 1 postharvest application per season.**

Lorsban-4E may also be applied through **sprinkler irrigation systems** as a postemergence broadcast application to control the above listed pests. For best results, use the recommended rate of Lorsban-4E per acre. Maintain vigorous tank agitation to assure uniformity of the application throughout the injection period. See Sprinkler Irrigation instructions in the General Information section of this label.

Nectarines, Peaches

Worker Restricted Entry Interval: Do not enter or allow worker entry into treated areas during the restricted entry interval (REI) of 4 days unless PPE required for early entry is worn.

Use Lorsban-4E for the control of peach tree borers by application as a trunk spray before newly hatched borers enter the trees. Mix 3 quarts of Lorsban-4E with 100 gallons of water and apply as a coarse, low-pressure spray to give uniform coverage of tree trunks. Thoroughly wet all bark areas from ground level to scaffold limbs. Do not allow spray to contact fruit. Consult your State Agricultural Experiment Station's or Extension Service Specialist's written recommendations for proper time to treat in your area.

Lorsban-4E may also be used as a preplant dip application for non-bearing peach trees at the equivalent application rate of 3 quarts per 100 gallons of water for control of peach tree borer. Dip trees several inches above the grafting bud scar and plant immediately or allow to dry before returning to storage. Do not allow peach trees to remain in contact with the dip solution.

Restrictions

Make only 1 application per season. Do not apply within 14 days before harvest. Do not allow meat or dairy animals to graze in treated orchards.

Onions (Dry Bulb)

Use Lorsban-4E to control onion maggot by application as an in-furrow drench. Apply Lorsban-4E at the rate of 1.1 fluid ounce per 1,000 linear feet of row at an 18-inch row spacing. Use a minimum of 40 gallons of total drench per acre. Incorporate to a depth of 1 to 2 inches.

Restrictions

Do not make more than 1 application per year.

Peanuts

For suppression of wireworms, apply Lorsban-4E at a rate of 4 pints per acre as a preplant broadcast spray to the soil surface followed by immediate soil incorporation to a depth of 3 to 4 inches. Use a minimum of 10 gallons of total spray per acre.

Restrictions

The combined total of preplant and postplant applications of Lorsban-4E and Lorsban 15G must not exceed 4 pounds active ingredient per acre per season. Do not make more than 1 application per season. Do not harvest within 21 days after treatment. Do not feed treated peanut forage or hay to meat or dairy animals.

Sorghum - Grain Sorghum (Milo)

Use Lorsban-4E insecticide for control of the following pests at the dosages indicated:

Pests	Lorsban-4E	Specific Directions
sorghum midge	1/2 pt/acre	Apply when 30% to 50% of the seed heads are in bloom, repeat at 3-day intervals if necessary.
grasshoppers yellow sugar cane aphid and other aphids	1/2 - 1 pt/acre	
greenbug	1/2 - 2 pt/acre	For infestations of greenbug that are difficult to control, use a higher dose within the indicated rate range.
chinch bugs lesser cornstalk borer	1 - 2 pt/acre	Apply as a directed spray toward the base of the plant using power-operated ground spray equipment with sufficient water to ensure coverage of an 8- to 12-inch band centered in the row. On plants less than 6 inches high, apply an 8- to 12-inch band over the row. Do not reduce the dosage for banded or directed applications. Concentrate the full labeled dosage rate in the treated zone.
webworms	1 pt/acre	
armyworms cutworms	1 - 2 pt/acre	
European and southwestern corn borer	1 1/2 - 2 pt/acre	
corn earworm	2 pt/acre	

Mix the specified dosage in enough water to ensure thorough coverage and apply using suitable aerial or ground spray equipment. To minimize chemical injury, do not apply Lorsban-4E to drought stressed grain sorghum within 3 days following irrigation or rain except where the product is applied in irrigation water.

Lorsban-4E may also be applied through **sprinkler irrigation systems** as a postemergence broadcast application to control the above listed foliar pests. For best results, use the recommended rate of Lorsban-4E per acre. Maintain vigorous tank agitation to assure uniformity of the application throughout the injection period. See Sprinkler Irrigation instructions in the General Information section of this label.

Precaution: Be aware that sorghum lines used in seed production fields may be more sensitive to chemical injury. Susceptible inbred lines or hybrids are likely to be at greater risk of yield-reducing chemical injury when sprayed at the higher rates of application. Do not apply more than 1 pint per acre of Lorsban-4E to seed sorghum if the additional risk of crop injury is unacceptable.

Restrictions

The treated crop is not to be used for grain, forage, fodder, hay, or silage within 30 days after application of 1 pint of Lorsban-4E per acre or within 60 days after application of rates above 1 pint per acre. Do not treat sweet varieties of sorghum. Do not apply more than 3 pints of Lorsban-4E per acre per season.

Soybeans

For use to control armyworms, bean leaf beetle, Chinese aphid, corn earworm, cutworms, European corn borer, grasshoppers, green cloverworm, lesser cornstalk borer, Mexican bean beetle, saltmarsh caterpillar and other woollybears, southern green stink bug, spider mites, and velvetbean caterpillar.

Soil Treatment

Use Lorsban-4E at the rate of 1 to 2 pints per acre to control cutworms and lesser cornstalk borer. Mix the specified dosage in a minimum of 10 gallons of spray per acre and apply to the soil surface using suitable ground spray equipment. Equivalent rates of insecticide spray required per 100 feet of row for various row spacing are given in the accompanying table. For at-plant treatments apply the insecticide over the row in a 4- to 6-inch band in front of the planter shoe or press wheel or after the press wheel followed by a drag chain for light incorporation. Do not apply as an in-furrow treatment. For postemergence rescue treatments, apply as a directed spray in a 9- to 12-inch band at the base of the plant. To plants under 6 inches high apply over the top in a 6- to 12-inch band. Treat when field counts or conditions indicate that pests are or may become a problem.

Fluid Ounces of Spray Required Per 100 Feet or Row for Various Row Spacings				
Volume of Spray Per Acre	36"	32"	28"	24"
10 gallons	8.8	7.9	6.9	5.9
15 gallons	13.2	11.8	10.3	8.8
20 gallons	17.6	15.7	13.7	11.8

Foliar Treatment

Use Lorsban-4E at the following rate by application in sufficient water to ensure thorough coverage of treated plants:

Pests	Lorsban-4E
European corn borer southern green stink bug	2 pt/acre
bean leaf beetle Chinese aphid cutworms corn earworm saltmarsh caterpillar and other woolly bears	1 - 2 pt/acre
Mexican bean beetle armyworms	1 - 1 1/2 pt/acre
velvetbean caterpillar grasshoppers green cloverworm spider mites	1/2 - 1 pt/acre

Apply as a broadcast spray using either aerial or ground equipment when field counts indicate damaging insect populations are developing or present; re-treat as necessary to maintain control. For effective control of spider mites when large numbers of eggs are present, apply a second spray 3 to 5 days after initial treatment to control newly-hatched nymphs. **On determinate soybeans do not apply more than 1 application after pod set.**

Lorsban-4E may also be applied through **sprinkler irrigation systems** as a postemergence broadcast application to control the above listed foliar pests. For best results, use the recommended rate of Lorsban-4E per acre. Maintain vigorous tank agitation to assure uniformity of the application throughout the injection period. See Sprinkler Irrigation instructions in the General Information section of this label.

Restrictions

Do not apply more than 6 pints of Lorsban-4E per acre or 3 pounds of chlorpyrifos (active ingredient) per acre per season. Do not apply last treatment within 28 days before harvest nor apply last 2 treatments closer than 14 days apart. Do not allow livestock to graze in treated areas or otherwise feed treated soybean forage, hay, and straw to meat or dairy animals.

Strawberries

Foliar Application

Use Lorsban-4E by application as a broadcast foliar spray to control strawberry bud weevil at the rate of 1 quart per acre. Apply in a minimum of 40 gallons of spray per acre when buds first appear and 10 to 14 days later. Do not apply after berries start to form or when berries are present. Lorsban-4E should not be tank mixed with pesticides, surfactants, or fertilizer formulations unless prior use has shown the combination noninjurious under your current conditions of use. Phytotoxicity may occur when Lorsban-4E is applied to strawberries experiencing high temperature and drought stress.

Restrictions

For pre-bloom use only. Do not make more than 2 applications per season or apply within 21 days before harvest.

Preplant Soil Incorporated Treatment for Grub Control:

Lorsban®-4E insecticide may be applied as a preplant soil incorporated treatment for grub control in strawberries. Apply Lorsban-4E at 2 quarts per acre in sufficient water to ensure uniform soil coverage and incorporate into the soil.

Precautions:

- Do not apply after berries start to form or when berries are present.
- Do not tank mix Lorsban-4E with other pesticides, surfactants, or fertilizer formulations unless prior use has shown the combination to be noninjurious under intended conditions of use. Phytotoxicity may occur when Lorsban-4E is applied to strawberries under conditions of high temperature and drought stress.

Sunflowers

For use to control cutworms, sunflower beetle larvae and adults, stem weevil, sunflower moth, banded sunflower moth, woollybears, seed weevil, and grasshoppers.

Preplant Incorporation Treatment

Use Lorsban-4E at the following rates by application in sufficient water to the soil surface and incorporate into the soil:

Pests	Lorsban-4E
cutworms	2 - 4 pt/acre

Use recommended rate in not less than 10 gallons of water per acre and apply as a broadcast spray to the soil surface using suitable power-operated ground spray equipment. On the same day of treatment, incorporate the insecticide into the top 2 to 4 inches of soil using a disc, field cultivator, or equivalent equipment.

Postemergence Treatment

Use Lorsban-4E for control of the following pests at the dosage indicated by application in sufficient water to ensure thorough coverage of treated plants:

Pests	Lorsban-4E
cutworms	2 - 3 pt/acre
sunflower beetle larvae and adults stem weevil sunflower moth banded sunflower moth woolly bears seed weevil	1 - 1 1/2 pt/acre
grasshoppers	1 pt/acre

Apply as a broadcast spray using either aerial (fixed-wing or helicopter) or power-operated ground spray equipment when field counts indicate that pests are or may become a problem. For cutworm control, a second treatment may be made 7 to 10 days later, if needed. For stem weevil control, optimal treatment time is within 5 to 7 days after adult weevils begin to appear. For sunflower moth

control, make first application during early 1% to 5% bloom stage. A second treatment may be made 7 days later, if needed. For seed weevil control, treat when field counts indicate there are 10 to 12 adults per plant for oil crops and 1 to 3 adults per plant on confectionery crops. Additional treatments should be made at successive 7- to 10-day intervals if field counts indicate need to re-treat. For sunflower beetle larvae or adult control, treat when field counts indicate there are 10 larvae or 1 to 2 adults per seedling. Additional treatments may be made at successive 7- to 10-day intervals if field counts indicate need to re-treat.

Restrictions

Do not apply more than 9 pints of Lorsban-4E per acre per season. Do not apply within 42 days before harvest. Do not allow livestock to graze in treated areas.

Sugar Beets

Soil Treatment (At Planting or Preplant Incorporated)

To reduce feeding damage from early season insects such as cutworms, use Lorsban-4E at planting or as a preplant treatment and incorporate to a depth of 1 to 2 inches. Do not apply as an in-furrow treatment. Apply 1 pint of Lorsban-4E per planted acre to a 10-inch wide band centered on the row for furrows 30 inches apart. (For rows 30 inches apart, this is equivalent to 9.2 fluid ounces of Lorsban-4E per 10,000 feet of row). For other row widths, adjust the spray volume per planted acre in proportion to the area actually treated.

Postemergence Treatment

Apply Lorsban-4E as a broadcast or banded foliar spray. Treat when field counts indicate that damaging insect populations are developing or present. Re-treat as necessary to maintain control of target insects.

Broadcast Application: Apply the specified dosage in water using 2 to 5 gallons of finished spray per acre when using aerial spray equipment or 10 to 30 gallons per acre when using ground spray equipment.

Broadcast Application Through Sprinkler Irrigation Systems:

Lorsban-4E may also be applied through **sprinkler irrigation systems** as a postemergence broadcast application to control the foliar pests. For best results, use the recommended rate of Lorsban-4E per acre. Maintain vigorous tank agitation to assure uniformity of the application throughout the injection period. See Sprinkler Irrigation instructions in the General Information section of this label.

Band Application: Apply the specified dosage within the band using a minimum of 6 1/2 gallons of finished spray per acre. Apply the spray in a 5- to 7-inch wide band over the row. Do not reduce the dosage for band applications. Concentrate the full labeled dosage rate in the treated zone. For best results, band-applied treatments should be lightly incorporated, either mechanically or with irrigation.

Use Lorsban-4E at the rates indicated to control the listed pests.

Pests	Lorsban-4E		Timing/Special Directions
	Broadcast	Band	
grasshoppers	1/2 - 1 pt/acre	-	Low rate will control small nymphs (1st through 3rd instar).
spider mites beet leafminer spinach leafminer	1 pt/acre	2/3 pt/acre	
fall armyworm yellowstriped armyworm webworms	1 - 2 pt/acre	2/3 - 1 1/3 pt/acre	
beet armyworm	1 1/2 - 2 pt/acre	1 - 1 1/3 pt/acre	
cutworms flea beetle adults	2 pt/acre	1 1/3 pt/acre	
sugar beet maggot adults ¹	1/2 - 1 pt/acre	-	To target adults present at time of application based on local field trap monitoring, apply anytime from 7 days before until 3 days after peak adult emergence.
sugar beet root maggot larvae ¹	2 pt/acre	2/3 - 1 1/3 pt/acre	Use as supplemental treatment following an at-plant insecticide treatment for control of root maggot. Application timing should be based on local field trap monitoring. Apply anytime from 7 days before until 3 days after peak adult emergence.
sugar beet root maggot larvae ¹	-	1 1/3 - 2 pt/acre	Use as primary treatment to control root maggot. Application timing should be based on local field trap monitoring. Apply anytime from 7 days before until 3 days after peak adult emergence.

¹ To prevent potential development of insecticide resistance in sugar beet root maggot, Dow AgroSciences encourages producers to take the following steps: (1) avoid applying more than 2 applications of Lorsban-4E per season when adults are active; (2) if an organophosphate insecticide was applied at planting, make no more than 1 postemergence application of Lorsban-4E when adults are active.

Restrictions: Do not apply within 30 days of harvest of beet roots and tops. Do not apply more than a total of 8 pints per acre of Lorsban-4E on a broadcast basis, or make more than 4 applications per season. Do not allow livestock to graze in treated areas or harvest treated beet tops as feed for meat or dairy animals within 30 days of last treatment.

Sweet Potatoes

Worker Restricted Entry Interval: Do not enter or allow worker entry into treated areas during the restricted entry interval (REI) of 2 days unless PPE required for early entry is worn.

Use Lorsban-4E to reduce the feeding damage caused by populations of *Conderus* wireworm, *Systema* flea beetle, and the sweet potato flea beetle. Apply at the rate of 4 pints per acre as a broadcast (overall) spray to the soil surface followed by incorporation. Mix the specified dosage with enough water to obtain uniform coverage and apply as a coarse spray using suitable ground spray equipment. Incorporate the insecticide to a depth of 4 to 6 inches as soon as possible after application by using a rotary hoe, disc cultivator, or other suitable incorporation equipment. Plant the crop in the usual manner no later than 14 days after treatment (any delay in planting will reduce the length of time that Lorsban-4E will protect against feeding damage). Lorsban-4E will not control false wireworms or white fringe beetle or other grubs that attack sweet potatoes.

Restrictions

Do not make more than 1 application per season. Do not harvest within 125 days of treatment.

Tobacco

Use Lorsban-4E for preplant treatment to control larvae of cutworms, flea beetles, mole crickets, root maggots, and wireworms. Apply 2 to 3 quarts of Lorsban-4E per acre in not less than 10 gallons of water as a broadcast (overall) spray to the soil surface 24-48 hours before bedding and transplanting. Immediately following application, incorporate the insecticide into the soil to a depth of 2 to 4 inches using suitable equipment. The application of Lorsban-4E will also suppress the movement of imported fire ants into treated fields.

To control the above insects and low to moderate populations of rootknot nematodes in North Carolina, South Carolina, and Virginia, use Lorsban-4E at the rate of 5 quarts per acre. To control the above insects and moderate populations of rootknot nematodes in all tobacco growing regions, use Lorsban-4E in a tank mix with Nematicur 3 at the rate of 2 quarts of Lorsban-4E plus 4 quarts of Nematicur 3 nematicide per acre. Read and carefully follow all applicable directions, restrictions, and precautions on labeling for Nematicur 3 used in combination with Lorsban-4E. Apply the specified dosage in not less than 10 gallons of water as a broadcast (overall) spray to the soil surface 24 to 48 hours before bedding and transplanting. Immediately following application, incorporate into the soil to a depth of at least 4 inches using suitable equipment. Where the nematode species *Meloidogyne arenaria* or *M. javanica* are present or high populations of *M. incognita*, apply Telone® II soil fumigant at the recommended label rate.

Before broadcast application of Lorsban-4E onto existing beds, knock down beds to final shape for transplanting. Use of PTO-driven implements that will incorporate Lorsban-4E to a depth of 4 inches is recommended.

Restrictions

Do not make more than 1 application per season.

Tree Fruits

Worker Restricted Entry Interval: Do not enter or allow worker entry into treated areas during the restricted entry interval (REI) of 4 days unless PPE required for early entry is worn.

Use Lorsban-4E as a dormant or delayed dormant spray at the rates indicated to control the following insects on the crops listed. **Do not foliar apply to apples post-bloom.** While Lorsban-4E may be used without oil, oil is recommended to control additional pests such as European red mite.

Use Lorsban-4E at the rates indicated to control the listed pests.

Crop	Insect	Lorsban-4E per 100 Gallons of Spray†
apples	rosy apple aphid San Jose scale <i>Lygus</i> pandemis leafroller climbing cutworms oblique banded leafroller	1/2 - 1 pint (Use a minimum of 1 1/2 pt/acre)
pears	San Jose scale climbing cutworms pear psylla adults	
plums prunes	San Jose scale mealy plum aphid climbing cutworms peach twig borer	
almonds peaches nectarines	San Jose scale peach twig borer climbing cutworms	

† Based on 200 to 600 gallons per acre as a dilute spray.

For dilute sprays, tank mix the specified dosage with 1 to 2 gallons of a petroleum spray oil recommended for dormant use in 100 gallons of water and spray the entire tree by application to runoff using suitable ground spray equipment. (See "Additional Precautions Specific to California" (below) for use in California).

For low volume (concentrate) sprays, less than 200 gallons of spray mixture per acre, use the same amount of Lorsban-4E as for a dilute spray and apply in a manner that will ensure thorough coverage of the trees. Use the higher dosage of Lorsban-4E for severe infestations. Use oil as recommended by your State Agricultural Experiment Station or Extension Service Specialist.

Precautions

Because cold or dry conditions may cause Lorsban-4E plus oil sprays to infuse trees resulting in bud damage or drop, do not apply until winter rains or irrigation has replenished soil moisture such that bark and twigs are not desiccated. Do not use more than 4 pints of Lorsban-4E per acre.

Additional Precautions Specific to California: Use a minimum of 250 gallons of total spray volume per acre. Do not use more than 4 gallons of spray oil per acre on almonds, peaches, or nectarines. Do not use any adjuvants or surfactants in addition to or as a substitute for a petroleum spray oil in a tank mix with Lorsban-4E. Do not apply on almonds in the following counties in California: Butte, Colusa, Glenn, Solano, Sutter, Tehama, Yolo, and Yuba.

Restrictions

Make only 1 application during the dormant season. Do not allow meat or dairy animals to graze in treated orchards.

Tree Nuts

Worker Restricted Entry Interval: Do not enter or allow worker entry into treated areas during the restricted entry interval (REI) of 2 days unless PPE required for early entry is worn.

Use Lorsban-4E at the dosages indicated by application as a foliar spray to control pests listed in the following table. Mix the required dosage in sufficient water to ensure thorough and complete coverage of the foliage and crop and apply as a concentrate or dilute spray using conventional, power-operated spray equipment. For dilute sprays applied to tree nut crops, mix the required dosage in sufficient water to allow for spray to runoff. For concentrate sprays, apply an equivalent amount of Lorsban-4E per acre. Treat when pests appear or in accordance with local conditions. Insect control by aerial application may be less than control by ground application because of less coverage. Consult your State Agricultural Experiment Station, certified Pest Control Advisor, or Extension Service Specialist for specific use information in your area.

Almonds, Filberts, Walnuts

Use Lorsban-4E at the rates indicated to control the listed pests.

Crop	Insects Controlled	Dosage Lorsban-4E	Restrictions
almonds	navel orangeworm peach twig borer San Jose scale	4 pt/acre	Make no more than 3 foliar applications per season on almonds and filberts and no more than 2 applications per season on walnuts. Do not apply within 14 days of harvest. Do not allow livestock to graze in treated orchards.
filberts	eye-spotted bud moth filbert aphid filbert leafroller filbert worm oblique- banded leafroller omnivorous leaf-tier winter moth	3 - 4 pt/acre	
walnuts	codling moth walnut husk fly walnut scale	4 pt/acre	

Pecans

Use Lorsban-4E at the rates indicated to control the listed pests.

Insects Controlled	Dosage of Lorsban-4E (Dilute or Concentrate)	Remarks and Restrictions
spittlebugs ¹	1 - 4 pt/acre	Make no more than 5 applications per year. Do not apply within 28 days of harvest. Do not allow livestock to graze in treated orchards. Make no applications of tank mixtures closer to harvest than the longest preharvest interval shown for any of the products in the tank mixture. For dilute applications with ground equipment use at least the minimum rate of Lorsban-4E listed for the pest. Apply in 100 to 600 gallons of water per acre. For aerial applications use 5 to 15 gallons of water per acre. Note: With aerial application control may be reduced due to poor coverage. Up to 10 pints of Lorsban-4E may be applied per acre per year.
pecan nut casebearer fall webworm	1 1/2 - 4 pt/acre	
<i>Phylloxera</i> spp. ² black pecan aphid hickory shuckworm ³ pecan leaf scorch mite (suppression) ⁴ fire ants and other ant species ⁵	2 - 4 pt/acre	
yellow pecan aphid black margined aphid	1 - 4 pints of Lorsban-4E plus: 5.33 fl oz of Pydrin 2.4E, or 1.70 fl oz of Asana 1.9 EC, or 3.00 fl oz of Ammo 2.5 EC, or 2.56 fl oz of Cymbush 3E	
¹ Use a dosage of 2 to 4 pints per acre for concentrate sprays. ² For best <i>Phylloxera</i> spp. control, make 2 applications at a 7- to 10-day interval using a minimum of 1.0 pint of Lorsban-4E per acre starting at bud swell. ³ For best results make 2 applications, 10 to 14 days apart. ⁴ To suppress pecan leaf scorch mite, use a preventative program. ⁵ For ant control, apply as an orchard floor spray. Do not apply where weed growth or other obstructions prevent uniform coverage of the orchard floor.		

Almond and Walnut Orchard Floors

Worker Restricted Entry Interval: Do not enter or allow worker entry into treated areas during the restricted entry interval (REI) of 2 days unless PPE required for early entry is worn.

Use Lorsban-4E to control Southern fire ant and pavement ant by applying the specified dose with ground application equipment that will uniformly apply the spray to the orchard floor. Use when ant activity becomes evident within the orchard. Since worker ants cease most of their foraging activity at temperatures above 90°F, best results will be achieved with applications made at temperatures below 90°F at the time of application. Lorsban-4E may also be applied to almond and walnut orchard floors through sprinkler irrigation systems only if the system uniformly covers the soil surface. Dosage of Lorsban-4E and spray volume may vary depending on the irrigation method employed in the orchard as follows:

Ant Control in Sprinkler- or Drip-irrigated Orchards

Apply Lorsban-4E as a broadcast spray to the entire orchard floor using ground spray equipment at 4 to 8 pints per acre in 25 or more gallons of water. Use the high rate for heavy infestations and the low rate for light infestations. In orchards where ant activity is concentrated around the irrigation emitters, apply the high rate to a 6- to 8-foot band along the drip-irrigation line and the low rate to the rest of the orchard.

Sprinkler Irrigation Application

Lorsban-4E may be applied to the orchard floor through sprinkler irrigation systems at 4 to 8 pints of Lorsban-4E per acre. For best results, use the high rate for heavy infestations and the low rate for light infestations. See Sprinkler Irrigation instructions in the General Information section of this label.

Ant Control in Flood-irrigated Orchards

Apply Lorsban-4E at 4 to 8 pints per acre in 25 or more gallons of water to the entire orchard floor using ground spray equipment. Apply the high rate to heavily infested areas and the low rate to lightly infested areas. Where ant colonies are abundant only in the berm areas, apply Lorsban-4E at 8 pints per treated acre in 50 or more gallons of water to a 6- to 10-foot band along the tree line (berm).

Do not apply where weed growth or other obstructions would impede uniform coverage of the orchard floor. Mow or chemically control weeds before the application of Lorsban-4E. Foliar applications of Lorsban-4E may be made in addition to the orchard floor treatment.

Restrictions

Do not apply more than 16 pints of Lorsban-4E per year to the orchard floor. Do not apply the last treatment within 14 days of harvest. Do not allow livestock to graze in treated orchards.

Vegetables

Use Lorsban-4E at the dosages indicated to control the pests listed in the following table. To avoid phytotoxicity in vegetables, except Brussels sprouts, do not mix with other pesticide products or treat plants that are under extreme heat and drought stress.

Crop	Insects Controlled	Dosage Lorsban-4E	Use Directions	Restrictions
cauliflower	root maggot	1.6 - 2.4 fl oz/ 1,000 linear ft of row	<p>For direct seeded crops apply the specified dosage in a water-based spray as a 4-inch wide band over the row at planting time. Shallow incorporation is necessary. Placement behind the planter shoe and in front of the presswheel is recommended.</p> <p>For transplanted crops, apply Lorsban-4E as a water-based spray directed to the base of the plants immediately after setting. Use a minimum of 40 gallons of total spray per acre. Do not add any additional adjuvants, surfactants or spreader stickers. Do not apply as a foliage application.</p>	<p>Do not apply more than 2 pints of Lorsban-4E to cauliflower planted in 40 inch rows. Use proportional amounts for other row spacings not to exceed 4 pints of Lorsban-4E per acre.</p> <p>Do not apply more than 2.6 pints of Lorsban-4E per acre to broccoli, Brussels sprouts, cabbage, Chinese cabbage, collards, kale, kohlrabi, and turnips planted in 40-inch rows. Do not apply more than 4 1/2 pints of Lorsban-4E per acre to these crops in 20-inch rows (or 2 rows per bed). Use proportional amounts for other row spacings not to exceed 4 1/2 pints of Lorsban-4E per acre.</p>
broccoli Brussels sprout cabbage Chinese cabbage collards kale kohlrabi turnips	root maggot	1.6 - 2.75 fl oz/ 1,000 linear ft of row		
broccoli cabbage	root aphid	1.2 fl oz/1,000 linear ft of row for single row plantings, and 2.4 fl oz/1,000 linear ft of row for double row plantings.	Apply Lorsban-4E in a water emulsion or with liquid fertilizer injected as a sidedress on each side of the row after plants are established. Avoid mechanical damage to crop roots. Use a minimum of 15 gallons of total spray volume per acre.	Do not make more than 1 application per season or apply within 30 days before harvest.
Brussels sprout	armyworms cabbage aphid cutworms imported cabbage-worm striped flea beetle (adult)	1 - 2 pt/acre	Apply Lorsban-4E with conventional power-operated spray equipment in 20 to 150 gallons of water per acre. Apply when insects appear on foliage and at 7- to 14-day intervals thereafter as needed. Consult your state agricultural experiment station, extension service specialist, or integrated pest control advisor for proper time to treat in your area.	Do not make more than 6 applications per season. Do not apply within 21 days before harvest.
radishes	root maggot	1.0 fl oz/ 1,000 linear ft of row	Apply the specified dosage as a water-based drench in the seed furrows with the seed at planting time. Use a minimum of 40 gallons of total drench per acre.	Do not apply more than 5 1/2 pints of Lorsban-4E per acre or make more than 1 application per season.
rutabagas	root maggot	1.6 - 3.3 fl oz/ 1,000 linear ft of row	Apply the specified dosage in a water-based spray as a 4-inch wide band over the row at planting time, behind the planter shoe and in front of the press wheel to achieve shallow incorporation. Use a minimum of 40 gallons of total spray volume per acre.	<p>Do not apply more than 4 1/2 pints of Lorsban-4E per acre or make more than 1 application per season.</p> <p>Do not use rutabaga tops for food or feed purposes.</p>

Warranty Disclaimer

Dow AgroSciences warrants that this product conforms to the chemical description on the label and is reasonably fit for the purposes stated on the label when used in strict accordance with the directions, subject to the inherent risks set forth below. Dow AgroSciences MAKES NO OTHER EXPRESS OR IMPLIED WARRANTY OF MERCHANTABILITY OR FITNESS FOR A PARTICULAR PURPOSE OR ANY OTHER EXPRESS OR IMPLIED WARRANTY.

Inherent Risks of Use

It is impossible to eliminate all risks associated with use of this product. Crop injury, lack of performance, or other unintended consequences may result because of such factors as use of the product contrary to label instructions (including conditions noted on the label, such as unfavorable temperatures, soil conditions, etc.), abnormal conditions (such as excessive rainfall, drought, tornadoes, hurricanes), presence of other materials, the manner of application, or other factors, all of which are beyond the control of Dow AgroSciences or the seller. All such risks shall be assumed by buyer.

Limitation of Remedies

The exclusive remedy for losses or damages resulting from this product (including claims based on contract, negligence, strict liability, or other legal theories), shall be limited to, at Dow AgroSciences' election, one of the following:

- (1) Refund of purchase price paid by buyer or user for product bought, or
- (2) Replacement of amount of product used

Dow AgroSciences shall not be liable for losses or damages resulting from handling or use of this product unless Dow AgroSciences is promptly notified of such loss or damage in writing. In no case shall Dow AgroSciences be liable for consequential or incidental damages or losses.

The terms of the Warranty Disclaimer above and this Limitation of Remedies cannot be varied by any written or verbal statements or agreements. No employee or sales agent of Dow AgroSciences or the seller is authorized to vary or exceed the terms of the Warranty Disclaimer or this Limitation of Remedies in any manner.

*Trademark of Dow AgroSciences LLC

® Dual is a registered trademark of Novartis

Dow AgroSciences LLC • Indianapolis, IN 46268 U.S.A.

Label Code: D02-062-021

Replaces Label: D02-062-019

EPA-Accepted 07/18/00

Revisions:

1. Added "Restricted Use Pesticide" designation.
2. Agricultural Use Requirements: (a) Added the following "Worker Restricted Entry Interval" language for specific crops "Longer restricted entry intervals are required for citrus trees, fruit trees, sweet potatoes, and tree nuts. See specific use directions."
(b) Added the following statement to reentry text "Certified crop advisors or persons entering under their direct supervision under certain circumstances may be exempt from the early reentry requirements pursuant to 40 CFR Part 170".
3. Restricted entry interval text was added to the use directions for each of the specified crops:
 - Tree nuts and sweet potatoes: 2 days
 - Fruit trees: 4 days.
 - Citrus trees: 5 days.
4. Added text restricting application to apples (post-bloom foliar application is prohibited).
5. Added Chinese aphid to the pest listing for soybeans.